

Accessing My Empower – Username and Password

How do I obtain My Empower username and password?

To obtain your My Empower username and password complete the following steps.

1. Go to CMN official website www.menominee.edu and click on [My Empower](#) under “**Logins:**”

The screenshot shows the homepage of the College of Menominee Nation. On the left, there is a 'Calendar of Events' section with a '3 2 1' graphic, followed by 'FIND YOUR CLASS' and 'REGISTER NOW' buttons. Below these are several navigation links: 'Request Information', 'Programs of Study', 'Academic Catalog', 'Campus Locations', 'Library', and 'Logins:'. The 'Logins:' link is circled in red, and it includes sub-links for 'My Empower', 'CMN Intranet Off', 'Campus Access', 'CMN Email | Sendio', and 'Netstorage | Plato'. In the center, there is a banner for the 'Wisconsin Native New Play Festival' with the text 'Why wait? Click here.' and details about the festival. On the right, there are social media icons for Facebook and Twitter, and a 'FEATURED VIDEOS' section with a list of video titles.

Calendar of Events

3 2 1

FIND YOUR CLASS

REGISTER NOW

Logins:

- [My Empower](#)
- [CMN Intranet Off](#)
- [Campus Access](#)
- [CMN Email | Sendio](#)
- [Netstorage | Plato](#)

Why wait? Click here.

College of Menominee Nation - Accredited and open to all. Choose a professional field, science, or liberal arts program. Earn a 2-year Associate or 4-year Baccalaureate degree, or technical/trades diploma. Application is free.

Wisconsin Native New Play Festival Launches This Week with Production of Two Original Works

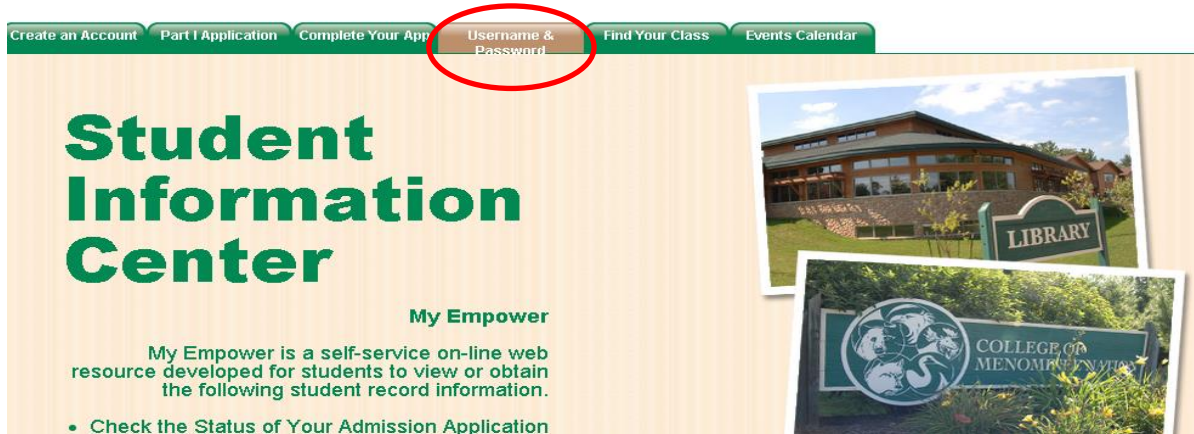
After nearly two years in the making, the Wisconsin Native New Play Festival is a reality with productions staged Wednesday, July 29, at Keshena's Woodland Bowl and Thursday, July 30, at Oneida's Cultural Heritage grounds.

Both events are free. Food will be available at the sites for purchase. [Read more](#)

FEATURED VIDEOS

- [CMN Students Visit Engineering Expo](#)
- [Shedding Light on Solar Energy](#)
- [Hattie Kauffman at Commencement](#)
- [Menominee Constitution and By-Laws](#)
- [CMN 20th Anniversary](#)
- [Restoration Day](#)
- ['Ancient Gardens' Lecture 2013](#)
- ['Ancient Gardens' Lecture](#)

2. Click on the "Username & Password" tab.



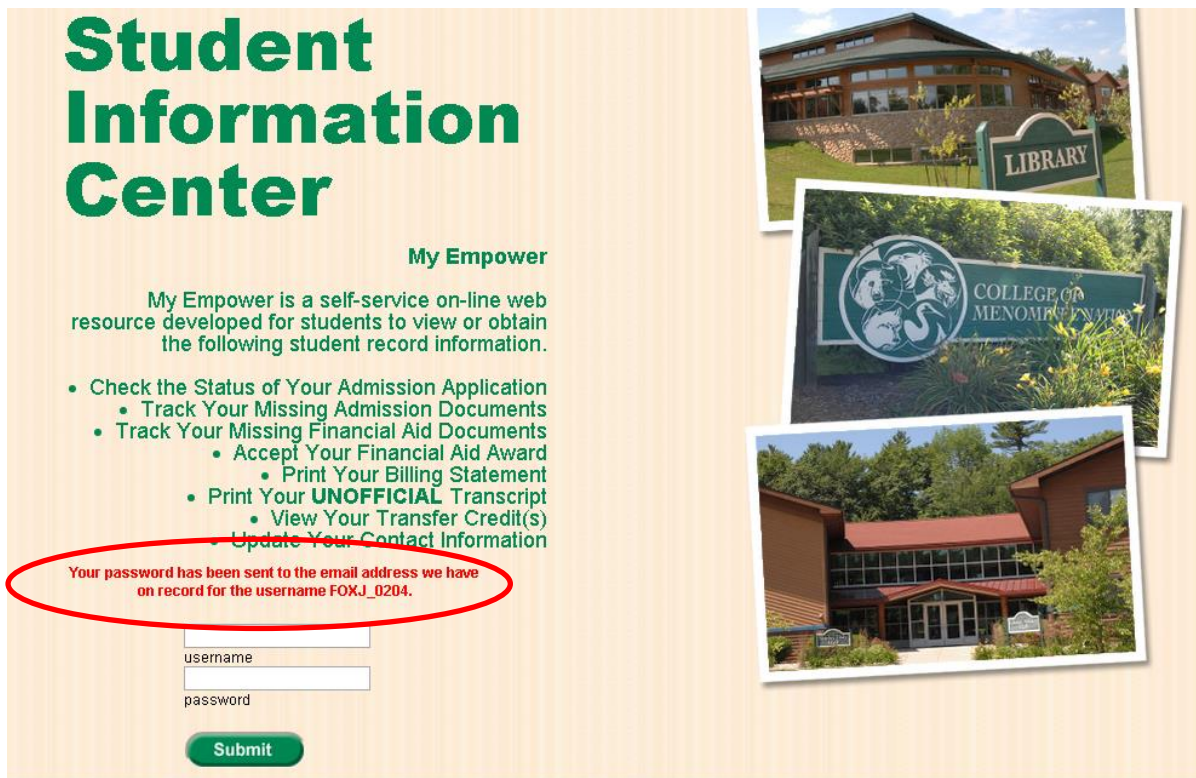
3. Enter the e-mail provided in **Part I** of your Admission Application. Along with your e-mail address enter your Date of Birth.

A screenshot of the "Forgotten Password" form. The form has a green header with the title "Forgotten Password" and a navigation menu with "Username & Password" highlighted in red. Below the header, there is a text prompt: "Please enter your email address and either your ID number or your date of birth to retrieve your password" and "Your Username and Password will be emailed to you." The form contains three input fields: "E-Mail:", "ID Number:", and "Date of Birth:". The "Date of Birth:" field includes a calendar icon and the format "(MM/DD/YYYY)". A "Submit" button is located at the bottom right of the form.

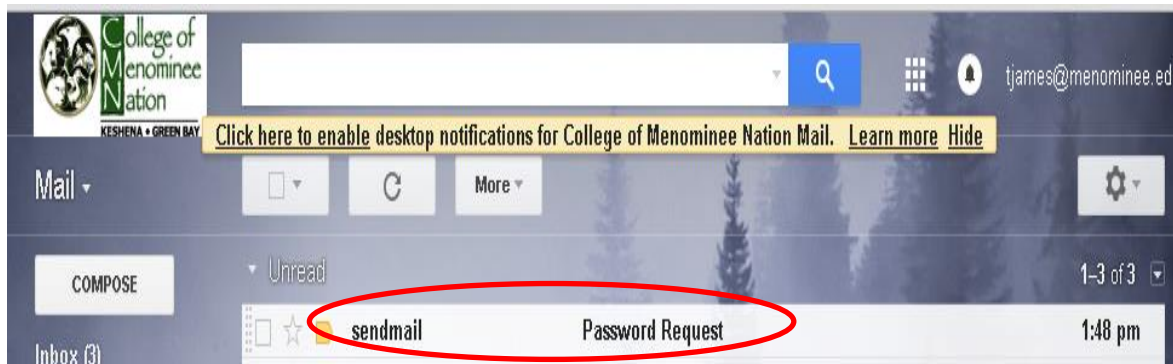
4. Press the submit button.

A screenshot of the "Forgotten Password" form, identical to the previous one but with the input fields filled. The "E-Mail:" field contains "tjames@menominee.edu", the "Date of Birth:" field contains "02/08/1975", and the "Submit" button is circled in red.

5. Your **Username** and **Password** will be automatically sent to your e-mail address specified on your admission application after pressing the submit button. You will be automatically taken to the My Empower Student Information Center screen with a note in **RED**.



6. Access your e-mail address to retrieve your My Empower username and password. The e-mail will be in your inbox as “**sendmail Password Request.**”



7. Go to [My Empower](#) to access your online student records.

College of Menominee Nation

Wednesday, July 23, 2014

Create an Account | Part I Application | Complete Your App | Username & Password | Find Your Class | Events Calendar

Student Information Center

My Empower

My Empower is a self-service on-line web resource developed for students to view or obtain the following student record information.

- Check the Status of Your Admission Application
- Track Your Missing Admission Documents
- Track Your Missing Financial Aid Documents
 - Accept Your Financial Aid Award
 - Print Your Billing Statement
- Print Your **UNOFFICIAL** Transcript
 - View Your Transfer Credit(s)
- Update Your Contact Information

username

password

Submit

8. If you are experiencing technical difficulties contact your Student Achievement Specialist based on the campus you are attending.
- Keshena Main Campus: (715) 799-6226, ext. 3051
 - Green Bay/ Oneida Campus: (920) 965-0070